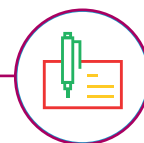




# ITV Defined Contribution Plan

## UK company bonds



### FUND OBJECTIVE

This fund invests mainly in high quality sterling corporate bonds across the range of maturities. The fund is actively managed against its performance benchmark of the iBoxx Sterling Non-Gilts All Maturities Index. The fund may also hold UK government gilts and derivatives (such as options and swaps) together with limited amounts of non-sterling and high yield corporate bonds where this may prove beneficial in the shorter term. The fund's objective is to outperform the benchmark by 0.80% gross per year on a rolling 3-year basis.

### RISK PROFILE

The value of an investment and income taken from it is not guaranteed and can go down as well as up, you may not get back the amount you originally invested.

The Fund invests in one or more Collective Investment Schemes ("CIS") to achieve its investment objective, including other CIS managed by LGIM as well as CIS which are managed by entities sitting outside the Legal & General Group plc. Information on the CIS(s) in which the Fund invests should be disclosed in your scheme documentation. However, the information provided may be a high level description and should not be relied upon as a full disclosure of the material risks or terms and conditions associated with investing in the underlying CIS. Please refer to your scheme administrator if you would like more detailed information on each of the underlying CIS held within this Fund.

### FUND FACTSHEET INFORMATION

This factsheet has been produced to provide you with fund information and is not designed to provide advice on the suitability of an investment for your personal financial situation. It should be read in conjunction with your pension scheme particulars. It is not an offer to buy or sell any investment or shares, if you have any questions regarding its contents, please speak to the Trustees or your Financial Advisor.

This fund is invested wholly or predominantly in units of such other funds identified by the Trustees of the pension scheme and maintained by Legal & General Investment Management. These funds may change from time to time. The Fund Objective and Benchmark have also been determined by the Trustees. This factsheet will be updated quarterly.

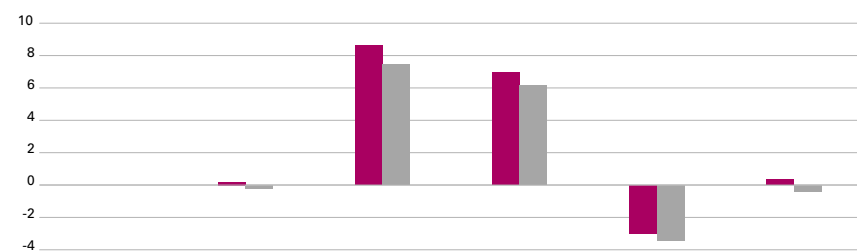
### FUND FACTS

Fund size <b>£2.1m</b>	Base currency <b>GBP</b>	Benchmark <b>Markit iBoxx GBP Non-Gilts (All Stocks) Index</b>
Launch date <b>Jan 2013</b>	Domicile <b>United Kingdom</b>	Underlying fund <b>M&amp;G PP All Stocks Corporate Bond Fund</b>

### CHARGES

Annual management charge	<b>0.350%</b>
Additional expenses	<b>0.010%</b>
Total expense ratio	<b>0.360%</b>

### FUND PERFORMANCE (%)



	3 months	6 months	1 year	3 years	5 years
■ Fund	0.19	8.61	6.94	-2.98	0.36
■ Benchmark	-0.23	7.47	6.14	-3.42	-0.42
Relative	+0.42	+1.14	+0.80	+0.44	+0.78

### 12 MONTH PERFORMANCE TO MOST RECENT QUARTER (%)

12 months to 31 March	2024	2023	2022	2021	2020
Fund	6.94	-10.38	-4.73	10.24	1.15
Benchmark	6.14	-10.30	-5.37	7.24	1.35
Relative	+0.80	-0.08	+0.64	+3.00	-0.20

Performance data source: LGIM. All performance periods over a year will be annualised. Returns are calculated on the basis of daily midday mid-market prices. Fund performance is shown net, which is after the deduction of the management fees applicable to your scheme. Please refer to your scheme literature, or to your scheme administrator for the fee rate that applies to your scheme.

Please note that the Fund moved on to the LGIM DC Platform with effect from February 2020. This involved a move from end of day pricing to a midday pricing point. The performance figures shown on this fact sheet represent the chain-linked performance of the Fund either side of this date.

**Past performance is not a guide to the future. The value of an investment is not guaranteed and can go down as well as up. Exchange rate variations can cause the value of overseas investments to increase or decrease. You may not get back the amount you originally invested. For overseas markets the figures are sterling adjusted and net of any withholding tax.**



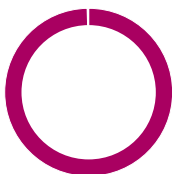
## ALLOCATION

All data source LGIM unless otherwise stated. Totals may not sum due to rounding.



### SECTOR (%)

Banking	21.8
Sovereign	21.6
Utility	10.5
Real Estate	8.2
Insurance	8.0
Asset Backed	5.6
Financial Services	4.3
Comm. Mortgage Backed	3.1
Cash	3.0
Other	14.0



### CURRENCY (%)

GBP	99.7
USD	0.2
EUR	0.1



■ Top 10 holdings 13.7%  
■ Rest of portfolio 86.3%

### TOP 10 HOLDINGS (%)

Lloyds Banking Group	2.2
Metropolitan Life Global Funding I	1.5
European Investment Bank	1.4
HSBC	1.4
Barclays	1.3
BNP Paribas	1.2
Banque Federative du Credit Mutuel	1.2
Electricite de France	1.2
EON International Finance	1.2
ThamesWater	1.1

### CREDIT RATING (%)

AAA	4.2
AA	30.1
A	19.0
BBB	40.8
BB	2.0
B	0.3
CCC	0.2
Cash	3.0
Other	0.5

### COUNTRY (%)

United Kingdom	59.5
United States	12.2
France	7.6
Germany	4.8
Netherlands	2.5
Supranational	1.4
Canada	1.4
Spain	1.1
Other	6.4
Cash and Equivalent	3.0

### Important information

Copyright © 2024 Legal & General. This document is subject to copyright. Any unauthorised use is strictly prohibited. All rights are reserved.

The views expressed in this fact sheet are those of Legal & General Investment Management who may or may not have acted upon them. This document should not be taken as an invitation to deal in Legal & General investments or any of the stated stock markets.

Legal & General Assurance (Pensions Management) Limited (“PMC”) is a life insurance company and manages this investment using a policy notionally divided into a number of PF sections (“the funds”). Legal & General Investment Management Limited provides investment and marketing services to PMC. Legal & General Assurance (Pensions Management) Limited is authorised by the Prudential Regulation Authority and regulated by the Financial Conduct Authority and the Prudential Regulation Authority. Registered in England and Wales No. 01006112. Registered Office: One Coleman Street, London, EC2R 5AA. Legal & General Investment Management Limited is authorised and regulated by the Financial Conduct Authority. Registered in England and Wales No. 00119272. Registered Office: One Coleman Street, London, EC2R 5AA.

Neither Markit, its Affiliates or any third party data provider makes any warranty, express or implied, as to the accuracy, completeness or timeliness of the data contained herewith nor as to the results to be obtained by recipients of the data. Neither Markit, its Affiliates nor any data provider shall in any way be liable to any recipient of the data for any inaccuracies, errors or omissions in the Markit data, regardless of cause, or for any damages (whether direct or indirect) resulting therefrom.

Markit has no obligation to update, modify or amend the data or to otherwise notify a recipient thereof in the event that any matter stated herein changes or subsequently becomes inaccurate.

Without limiting the foregoing, Markit, its Affiliates, or any third party data provider shall have no liability whatsoever to you, whether in contract (including under an indemnity), in tort (including negligence), under a warranty, under statute or otherwise, in respect of any loss or damage suffered by you as a result of or in connection with any opinions, recommendations, forecasts, judgments, or any other conclusions, or any course of action determined, by you or any third party, whether or not based on the content, information or materials contained herein.

Internal Code: 37285/000