



ITV Defined Contribution Plan UK government bonds (index tracker)



FUND OBJECTIVE

This fund aims to capture the returns of the UK gilt market and invests in issues of all maturities. The fund is passively managed and its objective is to track the total return of the FTSE Actuaries UK Conventional Gilts All Stocks Index.

RISK PROFILE

The value of an investment and income taken from it is not guaranteed and can go down as well as up, you may not get back the amount you originally invested.

The Fund invests in one or more Collective Investment Schemes ("CIS") to achieve its investment objective, including other CIS managed by LGIM as well as CIS which are managed by entities sitting outside the Legal & General Group plc. Information on the CIS(s) in which the Fund invests should be disclosed in your scheme documentation. However, the information provided may be a high level description and should not be relied upon as a full disclosure of the material risks or terms and conditions associated with investing in the underlying CIS. Please refer to your scheme administrator if you would like more detailed information on each of the underlying CIS held within this Fund.

FUND FACTSHEET INFORMATION

This factsheet has been produced to provide you with fund information and is not designed to provide advice on the suitability of an investment for your personal financial situation. It should be read in conjunction with your pension scheme particulars. It is not an offer to buy or sell any investment or shares, if you have any questions regarding its contents, please speak to the Trustees or your Financial Advisor.

This fund is invested wholly or predominantly in units of such other funds identified by the Trustees of the pension scheme and maintained by Legal & General Investment Management. These funds may change from time to time. The Fund Objective and Benchmark have also been determined by the Trustees. This factsheet will be updated quarterly.

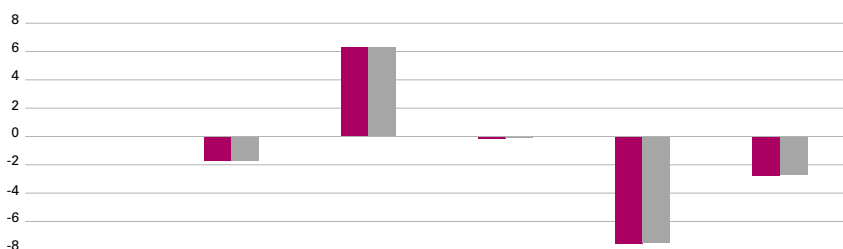
FUND FACTS

Fund size	Base currency	Benchmark
£2.5m	GBP	FTSE Actuaries UK Conv Gilts All Stocks Index
Launch date	Domicile	Underlying fund
Jan 2013	United Kingdom	Legal & General All Stocks Gilts Index Fund

CHARGES

Annual management charge	0.080%
Additional expenses	0.000%
Total expense ratio	0.080%

FUND PERFORMANCE (%)



	3 months	6 months	1 year	3 years	5 years
Fund	-1.73	6.34	-0.15	-7.61	-2.79
Benchmark	-1.76	6.33	-0.10	-7.55	-2.71
Relative	+0.03	+0.01	-0.05	-0.06	-0.08

12 MONTH PERFORMANCE TO MOST RECENT QUARTER (%)

12 months to 31 March	2024	2023	2022	2021	2020
Fund	-0.15	-16.46	-5.47	-5.81	16.88
Benchmark	-0.10	-16.39	-5.39	-5.72	16.99
Relative	-0.05	-0.07	-0.08	-0.09	-0.11

Performance data source: LGIM. All performance periods over a year will be annualised. Returns are calculated on the basis of daily midday mid-market prices. Fund performance is shown net, which is after the deduction of the management fees applicable to your scheme. Please refer to your scheme literature, or to your scheme administrator for the fee rate that applies to your scheme.

Please note that the Fund moved on to the LGIM DC Platform with effect from February 2020. This involved a move from end of day pricing to a midday pricing point. The performance figures shown on this fact sheet represent the chain-linked performance of the Fund either side of this date.

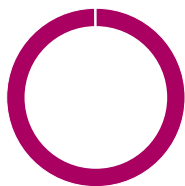
Past performance is not a guide to the future. The value of an investment is not guaranteed and can go down as well as up. Exchange rate variations can cause the value of overseas investments to increase or decrease. You may not get back the amount you originally invested. For overseas markets the figures are sterling adjusted and net of any withholding tax.

For further information on the underlying fund, click [here](#).



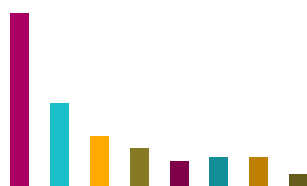
ALLOCATION

All data source LGIM unless otherwise stated. Totals may not sum due to rounding.



CREDIT RATING (%)

AA	99.8
AA-	0.2



YEARS TO MATURITY (%)

0- 5 Years	38.8
5- 10 Years	18.7
10- 15 Years	11.5
15- 20 Years	8.7
20- 25 Years	6.0
25- 30 Years	6.7
30- 40 Years	6.7
40+ Years	2.9



■ Top 10 holdings 24.9%
 ■ Rest of portfolio 75.1%
 No. of issues in fund 64
 No. of issues in index 64

TOP 10 HOLDINGS (%)

United Kingdom Gilt 4.75% 07 Dec 30	2.9
United Kingdom Gilt 0.625% 07 Jun 25	2.7
United Kingdom Gilt 4.25% 07 Jun 32	2.7
United Kingdom Gilt 1.5% 22 Jul 26	2.6
United Kingdom Gilt 1.25% 22 Jul 27	2.4
United Kingdom Gilt 0.875% 22 Oct 29	2.4
United Kingdom Gilt 4.5% 07 Sep 34	2.4
United Kingdom Gilt 2% 07 Sep 25	2.4
United Kingdom Gilt 2.75% 07 Sep 24	2.3
United Kingdom Gilt 5% 07 Mar 25	2.3

Important information

Copyright © 2024 Legal & General. This document is subject to copyright. Any unauthorised use is strictly prohibited. All rights are reserved.

The views expressed in this fact sheet are those of Legal & General Investment Management who may or may not have acted upon them. This document should not be taken as an invitation to deal in Legal & General investments or any of the stated stock markets.

Legal & General Assurance (Pensions Management) Limited ("PMC") is a life insurance company and manages this investment using a policy notionally divided into a number of PF sections ("the funds"). Legal & General Investment Management Limited provides investment and marketing services to PMC. Legal & General Assurance (Pensions Management) Limited is authorised by the Prudential Regulation Authority and regulated by the Financial Conduct Authority and the Prudential Regulation Authority. Registered in England and Wales No. 01006112. Registered Office: One Coleman Street, London, EC2R 5AA. Legal & General Investment Management Limited is authorised and regulated by the Financial Conduct Authority. Registered in England and Wales No. 00119272. Registered Office: One Coleman Street, London, EC2R 5AA.

Source: FTSE International Limited ("FTSE") © FTSE 2024. "FTSE®" is a trade mark of the London Stock Exchange Group companies and is used by FTSE International Limited under licence. All rights in the FTSE indices and/or FTSE ratings vest in FTSE and/or its licensors. Neither FTSE nor its licensors accept any liability for any errors or omissions in the FTSE indices and/or FTSE ratings or underlying data. No further distribution of FTSE Data is permitted without FTSE's express written consent.

Internal Code: 37285/000 Underlying fund code: AA